



SBI Ltd

Sun Blinds Installations

0800 0742 721 sbi.install@btinternet.com www.sbiproducts.co.uk

FULL CASSETTE AWNING

MAYFAIR



TECHNICAL INFO

- **Frame:** Made from aluminium extrusions with aluminium parts and components
- **Arms:** Made from aluminium extrusions with double springs and twin coated cables and integrated LED
- **Fabric:** Acrylic or Polyester available
- **Operation:** Motorised only using powerful 80NM motor, with mechanical limit and emergency override. Built in transformer to enable LED function.
- **Lights:** Built in LED lights in the front section of the arm, in warm white with dimmable function.
- **Sensor:** Wireless battery operated motion sensor attached to the awning included



AVAILABLE IN TWO STANDARD COLOURS

RAL 7016
ANTHRACITE GREY

RAL 9003
WHITE

OPTIONS

- **Size:** Start from 2.3m to 7m wide, in one piece
- **Arm Size:** 1.5m, 2m, 2.5m, 3m, 3.5m
- **Frame Colour:** Available in White and Anthracite Grey as standard
- **Fabric Colour:** 100's of colours available from top European suppliers
- **Valance:** 200mm straight valance included

ADDITIONAL EXTRAS

- **Frame:** Frames can be powder coated to most K7 RAL colours
- **Signwriting:** Logos and text can be printed on the main cover and valance
- Additional valance can be ordered
- Additional remote controls can be ordered




REMOTE CONTROLS



RC1 DM LED: SINGLE CHANNEL REMOTE CONTROL + DIMMABLE LED

COMPATIBLE MODELS

- ✓ MAYFAIR
- ✓ STRAND T RANGE



MS1000: MOTION SENSOR, COMPATIBLE TO ALL OUR MOTOR RANGE. BATTERY OPERATED



P BOX: WIFI BRIDGE TO ALLOW YOU TO OPERATE YOUR AWNING VIA PHONE APP

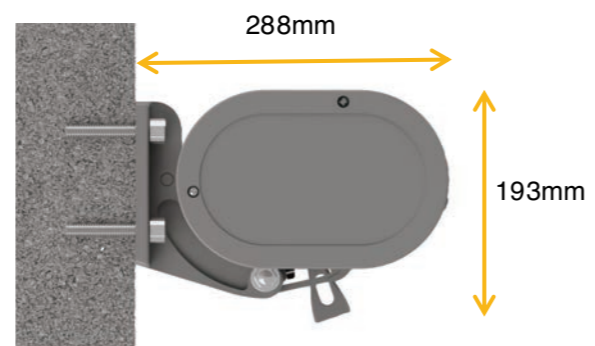
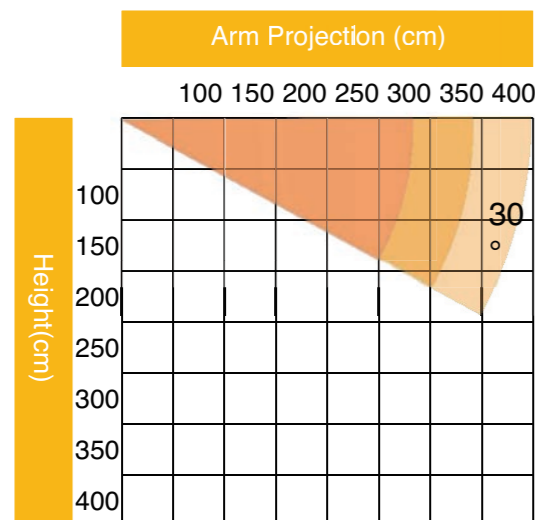
STEEL BRACKETS



DIMENSIONS AND PITCH

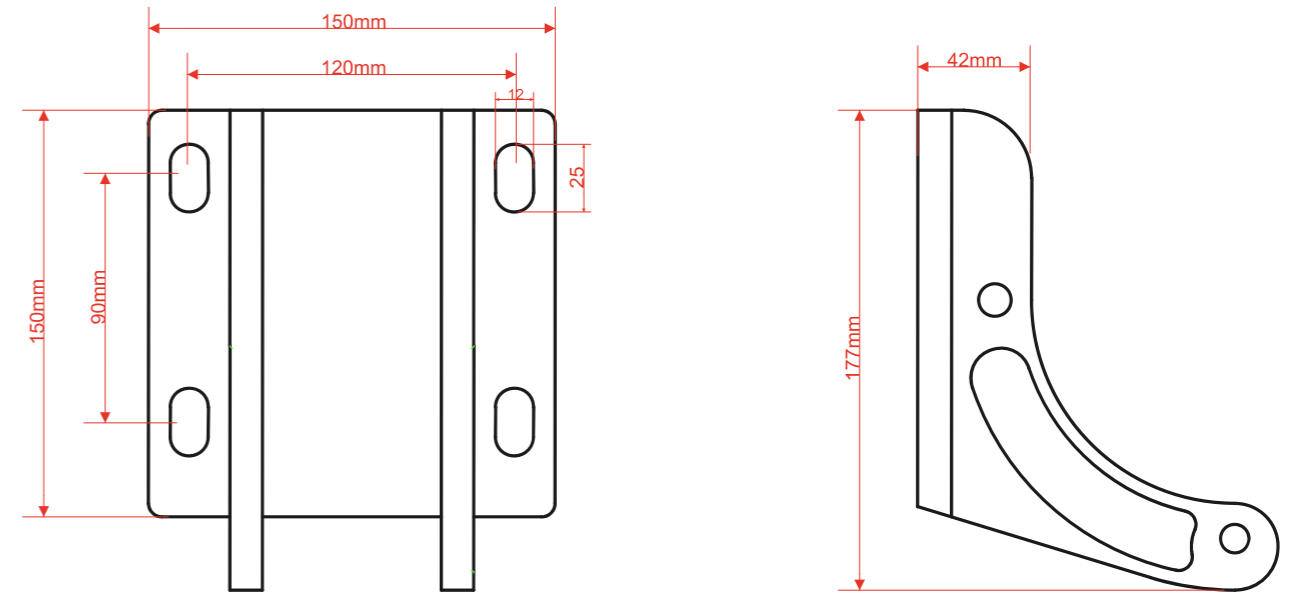


		Awning Width (cm)									
		250	300	350	400	450	500	550	600	650	700
Arm Projection(cm)	150	●	●	●	●	●	●	●	●	●	●
	200		●	●	●	●	●	●	●	●	●
	250			●	●	●	●	●	●	●	●
	300				●	●	●	●	●	●	●
	350					●	●	●	●	●	●
Arm No.		2	2	2	2	2	2	2	2	3	3
Bracket No.		2	2	2	2	3	3	3	3	4	4

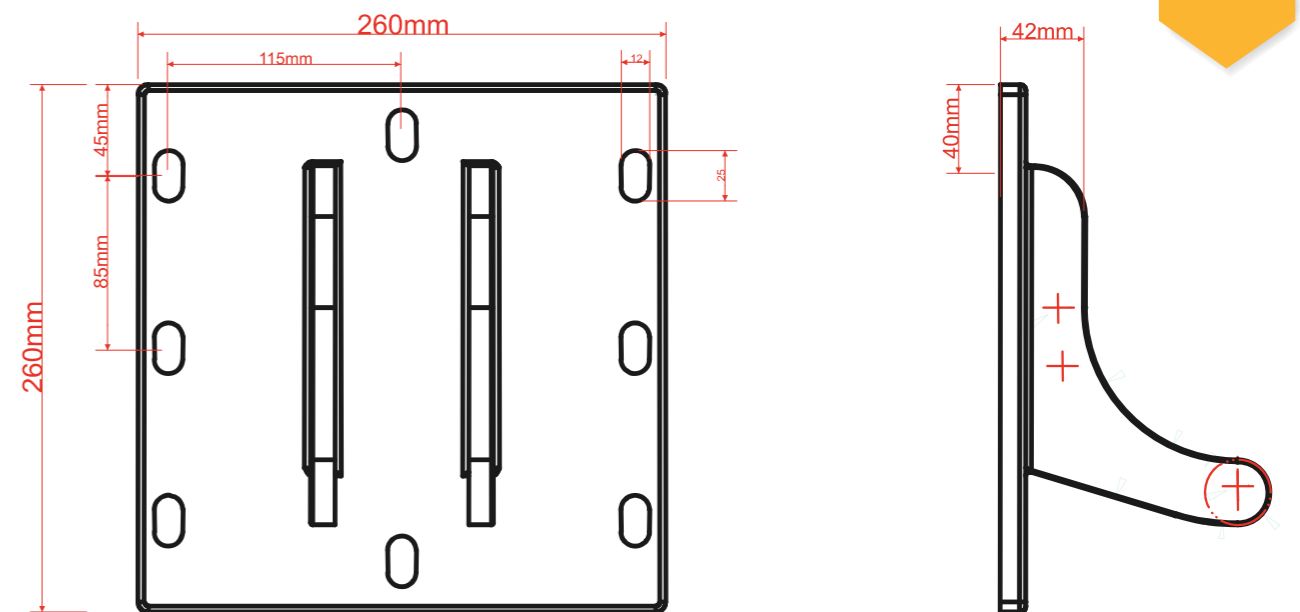


WALL BRACKET DIMENSIONS



STANDARD BRACKET



EXTRA LARGE BRACKET



BATTERSEA HEATERS





	Model	Dimensions (mm)	POWER (W)	COVER AREA (M2)	
🎵	A	BS-SP-2.4	1870*189*67	2400	25-32
	B	BS-2.4	1595*189*67	2400	25-32
🎵	C	BS-SP-1.8	1370*189*67	1800	18-25
	D	BS-1.8	1095*189*67	1800	18-25

WINDSOR HEATERS



KEY FEATURES

- ✓ Timer on/off 0:00~ 24:00
- ✓ 2 power setting: 75% & 100% power
- ✓ Remote & smart app function
- ✓ 5 seconds fast heating
- ✓ No noise
- ✓ No light no dry
- ✓ Durable with a long life
- ✓ Low carbon energy-saving
- ✓ Convenient and flexible



Remote Control & App Control

Model	Dimensions (mm)	POWER (W)
BS-IR-1.8	1160*180*77	2200



SBI Ltd

Sun Blinds Installations

0800 0742 721 sbi.install@btinternet.com www.sbiproducts.co.uk